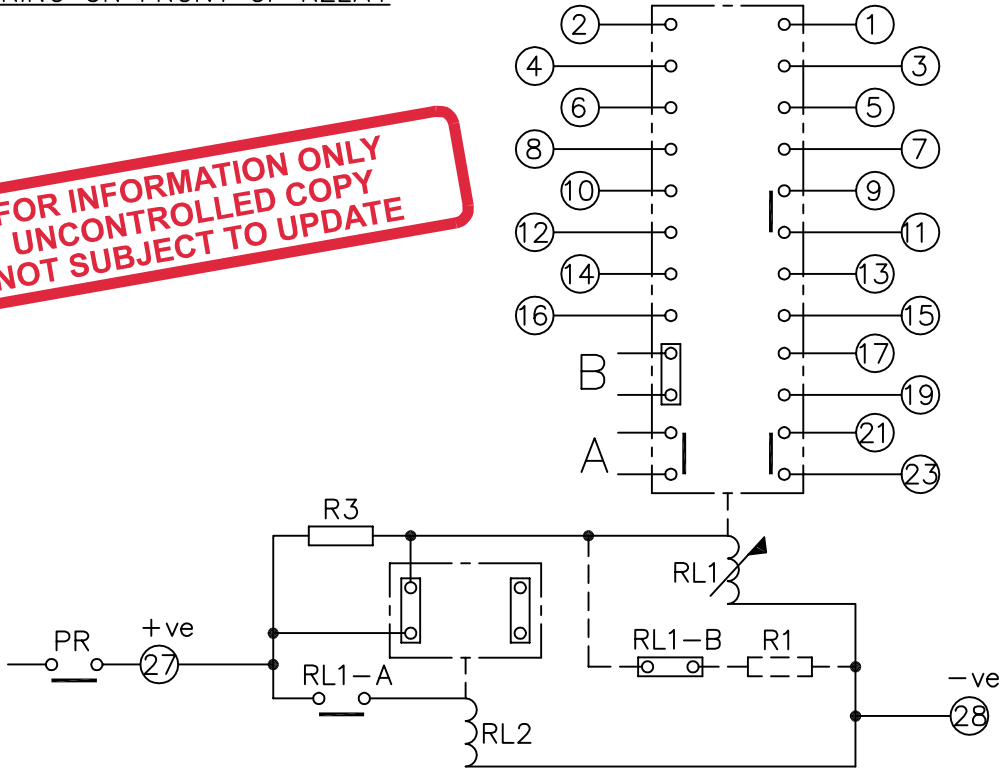


LOOKING ON FRONT OF RELAY

**FOR INFORMATION ONLY  
UNCONTROLLED COPY  
NOT SUBJECT TO UPDATE**



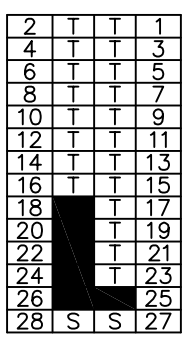
KEY	220&240	1x470R 2102C45471	1x6K8 2102C65682
	○ ○ make contact	125	2x100R in series 2102C41101
⊠ break contact	50	1x390R 2102C35391	2x820R in parallel 2102C45821
○ ○ ○ c/o contact	30	NOT FITTED	2x68R in series 2102C45680
	24	NOT FITTED	2x180R in parallel 2102C45181
	VDC	R1	R3

CONTACT CONFIG.	OUTPUT CONTACT PAIR / TERMINAL No.											NOTE:
	1-3	2-4	5-7	6-8	9-11	10-12	13-15	14-16	17-19	21-23		
10M	M	M	M	M	M	M	M	M	M	M	M	1. CONTACT CONFIGURATION ABOVE IS REQUIRED FOR RELAY OPERATION. FOR DETAILS OF VARIABLE CONTACT OPTIONS SEE TABLE OPPOSITE. 2. AREAS INDICATED THUS --- APPLY TO 50V, 125V AND 220/240V ONLY.
9M 1B	M	B	M	M	M	M	M	M	M	M		
8M 2B	B	B	M	M	M	M	M	M	M	M		
7M 3B	B	B	M	B	M	M	M	M	M	M		
6M 4B	B	B	B	B	M	M	M	M	M	M		
5M 5B	B	B	B	B	M	B	M	M	M	M		
4M 6B	B	B	M	B	M	M	B	B	B	M		
3M 7B	B	B	B	B	M	M	B	B	B	M		
2M 8B	B	B	B	B	M	B	B	B	B	M		

FRAME REFERENCE: E4FE02.  
FRAME TERMINAL BLOCK ASSY: -

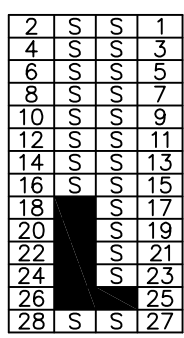
ASSEMBLY INSTRUCTIONS: -  
TYPICAL ASSEMBLY DRAWING 2995G10032.  
AT INDICATED POSITIONS FIT AS FOLLOWS:  
T - FIT TRIP ISOLATION CONTACT 2995B10053  
S - FIT STANDARD CONTACT 2995B10054  
SECURE CONTACTS USING FIXING SCREW 2109F99009.  
POSITIONS SHOWN BLANK ARE UNUSED



VIEW FROM NUMBERED SIDE OF BLOCK

OUTER TERMINAL BLOCK ASSY: -

ASSEMBLY INSTRUCTIONS: -  
TYPICAL ASSEMBLY DRAWING 2995G10029.  
AT INDICATED POSITIONS FIT AS FOLLOWS:  
S - FIT STANDARD CONTACT 2995B10051  
HC - FIT 'HEAVY CURRENT' KIT 2995G10030  
WHERE ○ ○ IS SHOWN FIT CT SHORTING KIT 2995G10031  
POSITIONS SHOWN BLANK ARE UNUSED.  
ALL POSITIONS FIT SCREW 2106F12506.



VIEW FROM INSIDE FACE

Title: T.B. AND WIRING DIAG. FOR TR212-10 RELAYS IN EPSILON E4 CASE.			First used on:	
3 RDW 11/11/05 MN112/2744 2 RDW 9/7/03 MN112/2560 1 06/04/99			Similar Articles:	
ISSUE DATE MOD.No.			Supersedes:	
<b>Reyrolle Protection Hebburn.</b>			Drg.No. <b>2112W50010</b>	
DRAWN: A.LAW.			Copyright © 1998 Reyrolle Ltd	
CHECKED:		APPROVED: R.D.WATSON		DATE: 16/07/02